



**CPA STANDARD 006, PART A  
 SAMPLE LAYOUTS FOR IMAGEABLE MICR-ENCODED CHEQUES**


**STANDARD LAYOUT FOR PERSONAL SIZE CHEQUE – FRONT (not to scale)**

**YOUR NAME**  
 123 ANY STREET  
 YOUR TOWN, PROVINCE M4P 1V5

001

DATE **M M D D Y Y Y Y**  
M M D D Y Y Y Y

PAY TO THE ORDER OF \_\_\_\_\_ \$

\_\_\_\_\_ / 100 DOLLARS  Security features included. Details on back.

**YOUR FINANCIAL INSTITUTION**  
 456 MAIN STREET  
 YOUR TOWN, PROVINCE L1L 1L1

MEMO \_\_\_\_\_ **MP**

⑈001⑈ ⑆12345⑆78⑆ 123⑆456⑆7⑈

**ALTERNATE LAYOUT FOR BUSINESS CHEQUE – FRONT (not to scale)**


**YOUR FINANCIAL INSTITUTION**  
 456 MAIN STREET  
 YOUR TOWN, PROVINCE A4B 4C5

**YOUR COMPANY NAME**  
 123 MAIN STREET  
 YOUR TOWN, PROVINCE A1B 2C3

0001

DATE **M M D D Y Y Y Y**  
M M D D Y Y Y Y

PAY TO THE ORDER OF \_\_\_\_\_ \$

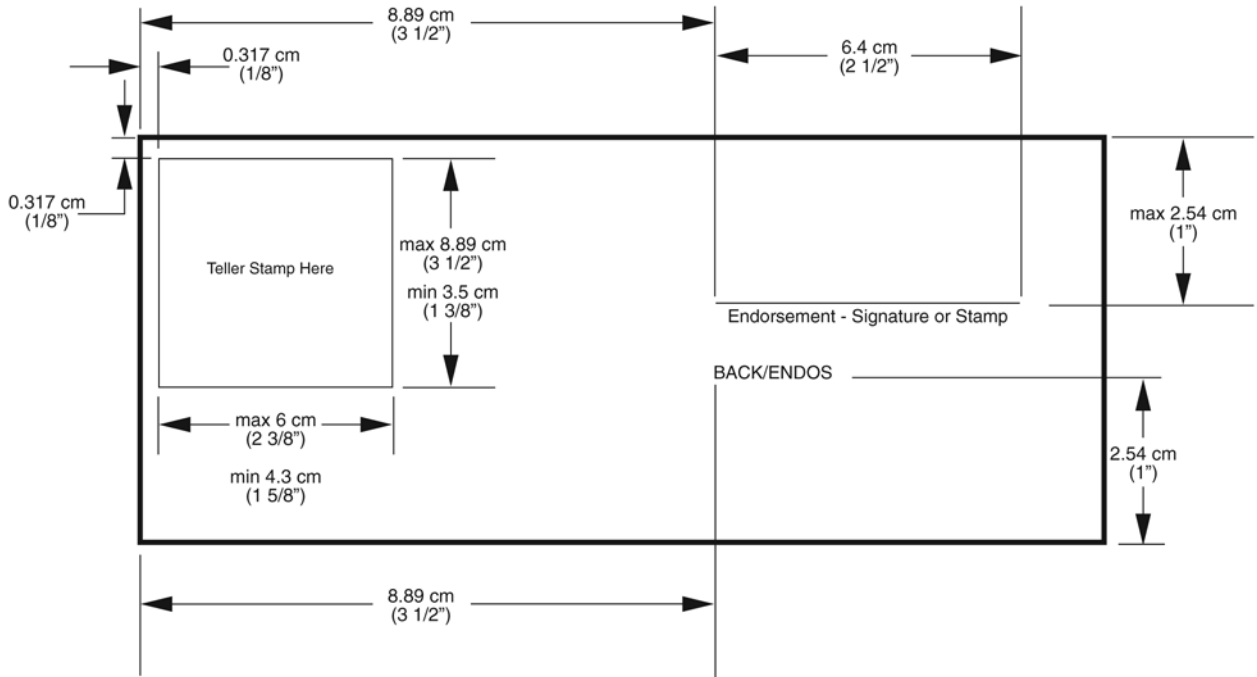
 Security features included.

**ABC COMPANY**  
 875 MAIN STREET WEST  
 YOUR TOWN, PROVINCE A4B 5C6

PER \_\_\_\_\_  
 PER \_\_\_\_\_

⑈0001⑈ ⑆12345⑆000⑆ 1234567890⑈

**STANDARD LAYOUT FOR REVERSE SIDE OF CHEQUE (not to scale)**



For more detailed information with regard to cheque layouts, consult CPA Standard 006, Part A, Section 5 (5.1 through 5.4.5).

*Diagrams courtesy of Davis + Henderson, Limited Partnership Inc.*